

7-6.0 pro Setting sheet

Driver:
Location:

Date:



Circuit Data

Body / Power / Source

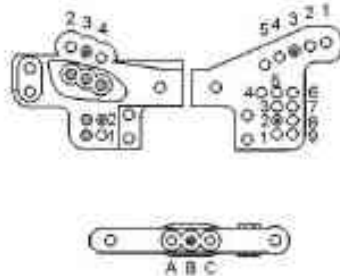
Weather: Sunny Normal Windy Raining
 Temperature:
 Track Temp:
 Surface: Smooth Bumpy
 Traction: High Med Low
 Track: Concrete Asphalt Carpet
 Other

Body:
 Motor: Stock Modified
 Brush:
 Spring:
 Spur / Pinion:
 Radio:
 ESC: Servo:
 Battery:

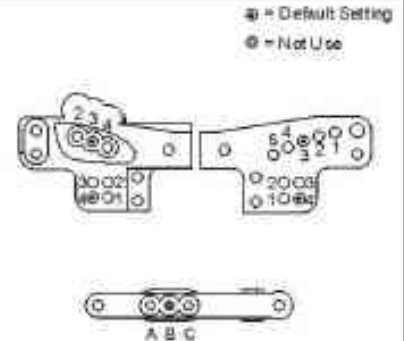
Front Shock Setup

Rear Shock Setup

Shock Type:
 Length:
 Oil:
 Spring:
 Piston hole:
 O-ring:
 Outer Spacer:
 Inner Spacer:



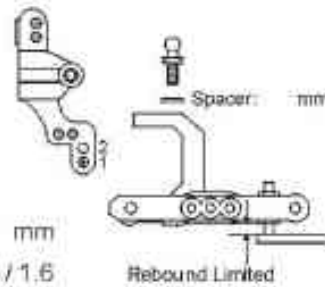
Shock Type:
 Length:
 Oil:
 Spring:
 Piston hole:
 O-ring:
 Outer Spacer:
 Inner Spacer:



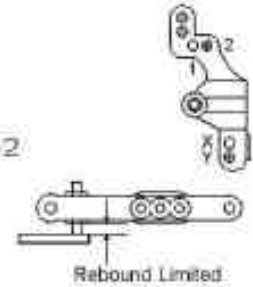
Front Suspension

Rear Suspension

Camber:
 Caster: 5 7
 Kick-Up: 2
 Toe in / out:
 Ride Height:
 Rebound Limited: mm
 Sway Bars: 1.0 / 1.2 / 1.4 / 1.6



Camber:
 Caster: NA
 Kick-Up: 2
 Toe in / out: 0 / -0.5 / -1 / -1.5 / -2
 Ride Height:
 Rebound Limited: mm
 Sway Bars: 1.0 / 1.2 / 1.4 / 1.6



Front Tire Setup

Rear Tire Setup

Brand:
 Model:
 Compound:
 Belted: Yes No
 Insert: Soft Medium Firm
 Wheel / Offset:

Brand:
 Model:
 Compound:
 Belted: Yes No
 Insert: Soft Medium Firm
 Wheel / Offset:

Others

Front One-Way Diff: Yes / No Center One-Way: Yes / No Servo Saver:
 Tire Additive: Yes / No Lead Weights:

Remarks