

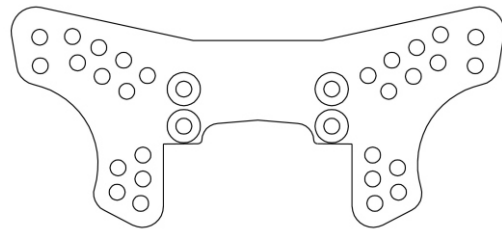
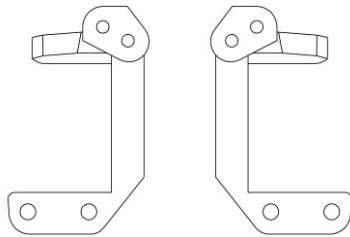
DAYTONA RS SET-UP SHEET

Date : _____

Driver : _____ Track Name / Location : _____

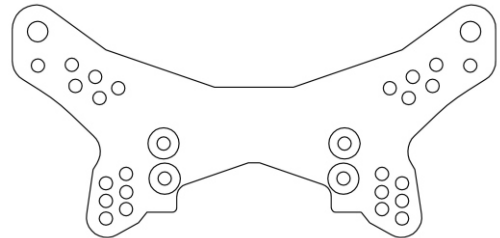
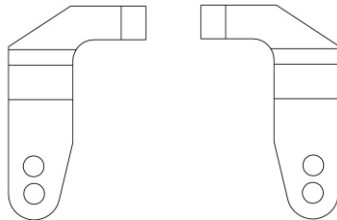
FRONT

| | | | | | |
|--------|----|---------|--|-------------|--|
| Oil | wt | Camber | | Toe | |
| Droop | | Caster | | Ride Height | |
| Spring | | Kick-Up | | Sway Bars | |



REAR

| | | | | | |
|--------|----|-------------------|--|-------------|--|
| Oil | wt | Camber | | Toe | |
| Droop | | Up-Right Position | | Ride Height | |
| Spring | | Kick-Up | | Sway Bars | |



TIRES

Front

Rear

| | | | |
|-------|---|-------------------|---|
| Brand | | Compound | <input type="checkbox"/> 1/4 <input type="checkbox"/> 1/2 <input type="checkbox"/> FULL |
| Width | <input type="checkbox"/> 24mm <input type="checkbox"/> 26mm <input type="checkbox"/> 28mm | Insert | <input type="checkbox"/> S <input type="checkbox"/> M <input type="checkbox"/> H |
| Type | | Traction Compound | <input type="checkbox"/> Yes <input type="checkbox"/> No |

| | | | |
|-------|---|-------------------|---|
| Brand | | Compound | <input type="checkbox"/> 1/4 <input type="checkbox"/> 1/2 <input type="checkbox"/> FULL |
| Width | <input type="checkbox"/> 24mm <input type="checkbox"/> 26mm <input type="checkbox"/> 28mm | Insert | <input type="checkbox"/> S <input type="checkbox"/> M <input type="checkbox"/> H |
| Type | | Traction Compound | <input type="checkbox"/> Yes <input type="checkbox"/> No |

MOTOR

| | | | |
|--------|--|--------------|--|
| Brand | | Spur | |
| Turns | | Brushes | |
| Pinion | | Motor Spring | |

MISC

| | |
|---------------|--|
| Front Oneway | <input type="checkbox"/> Yes <input type="checkbox"/> No |
| Center Oneway | <input type="checkbox"/> Yes <input type="checkbox"/> No |

Notes : _____