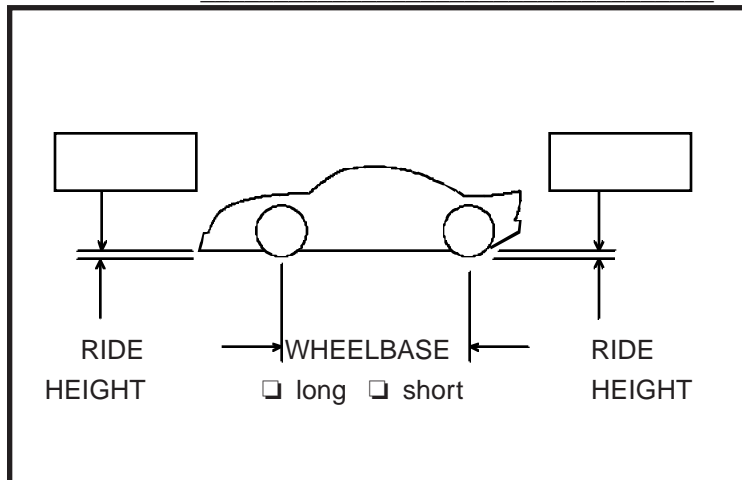



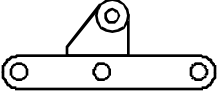
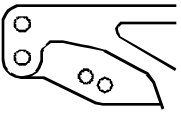

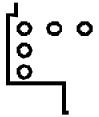
2 TEAM ASSOCIATED RC10DS SETUP SHEET

DATE _____
 DRIVER _____
 TRACK NAME _____
 EVENT _____

FRONT	REAR
TIRE	
WHEEL	
FOAM INSERT	
CAMBER	
TOE-IN	



SHOCK LENGTH	
SHAFT LENGTH	
TRAVEL LIMITER	
PISTON	
OIL	
SPRING	

FRONT SHOCK POSITION	FRONT A-ARM	REAR SHOCK POSITION	REAR A-ARM
			
ARM <input type="checkbox"/> 0° MOUNT <input type="checkbox"/> 1.5° TOE-IN <input type="checkbox"/> 3° ANTI SQUAT <input type="checkbox"/> std <input type="checkbox"/> other (specify): _____	HUB <input type="checkbox"/> 0° CARRIER <input type="checkbox"/> 1.5° TOE-IN <input type="checkbox"/> 3°	FRONT CASTER <input type="checkbox"/> 20° <input type="checkbox"/> 25° <input type="checkbox"/> 30°	REAR LINK POSITION 

BELLCRANK TYPE
STEERING BLOCKS
BUMP STEER SPACERS
MOTOR TYPE
GEAR RATIO
BATTERY TYPE/# CELLS
SLIPPER TYPE/SETTING
TIRE ADDITIVES

BODY TYPE
WING TYPE
SPOILER TYPE
FRONT SWAY BAR
<input type="checkbox"/> TIGHT <input type="checkbox"/> MED. <input type="checkbox"/> LOOSE
REAR SWAY BAR
<input type="checkbox"/> TIGHT <input type="checkbox"/> MED. <input type="checkbox"/> LOOSE

On Road Track Conditions, circle all that apply:

carpet
 asphalt -- prepared / parking lot
 dirt
 oval / road
 wet / damp
 other: _____

high / low traction
 artificial (describe): _____

RACE COMMENTS:

CAR COMMENTS: