



# Setup Sheet

Track: \_\_\_\_\_

Driver: \_\_\_\_\_

Date: \_\_\_\_\_

- |                                  |                                 |                                      |                                      |
|----------------------------------|---------------------------------|--------------------------------------|--------------------------------------|
| <input type="checkbox"/> Indoor  | <input type="checkbox"/> Smooth | <input type="checkbox"/> Slippery    | <input type="checkbox"/> Hard Packed |
| <input type="checkbox"/> Outdoor | <input type="checkbox"/> Rough  | <input type="checkbox"/> High-Bite   | <input type="checkbox"/> Loose/Loamy |
| <input type="checkbox"/> Tight   | <input type="checkbox"/> Wet    | <input type="checkbox"/> Blue-Groove |                                      |
| <input type="checkbox"/> Open    | <input type="checkbox"/> Dry    |                                      |                                      |
- Weather: \_\_\_\_\_

## FRONT SUSPENSION *(Circle or Check the Appropriate Settings)*

Toe  In \_\_\_\_\_ °  
 Out \_\_\_\_\_ °

Ride Height \_\_\_\_\_

Camber  - \_\_\_\_\_ °  
 + \_\_\_\_\_ °

Caster  Stock \_\_\_\_\_ °  
 Other \_\_\_\_\_ °

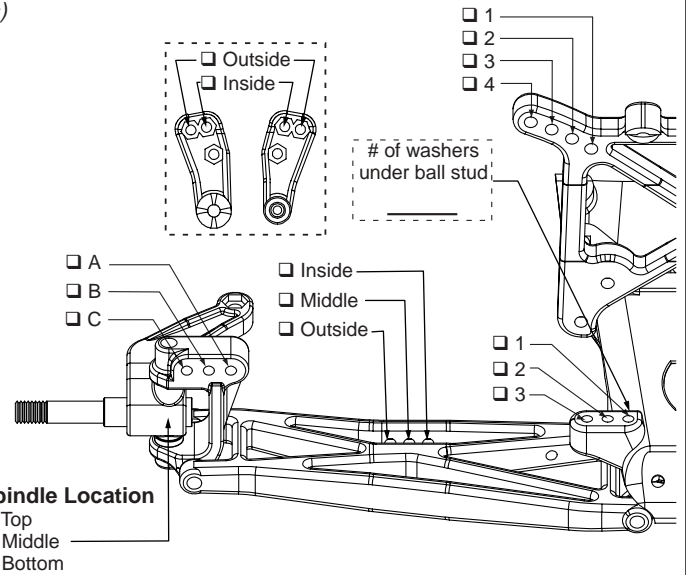
Sway Bar  No  
 Yes size \_\_\_\_\_

# of washers under steering / tie-rod ball studs  
 Spindle ball stud: \_\_\_\_\_  
 Bellcrank ball stud: \_\_\_\_\_

Servo Position: Front   
 Back

### Front Shocks

Oil: \_\_\_\_\_  
 Piston: \_\_\_\_\_  Standard /  Drilled  
 Spring: \_\_\_\_\_  
 Limiters:  Inside- \_\_\_\_\_  Outside- \_\_\_\_\_



## REAR SUSPENSION

Toe-In  Inside \_\_\_\_\_ °  
 Outside \_\_\_\_\_ °

Pivot Support  No Shim  
 Shim Under Front  
 Shim Under Rear > # of shims: \_\_\_\_\_

Ride Height \_\_\_\_\_

Camber  - \_\_\_\_\_ °  
 + \_\_\_\_\_ °

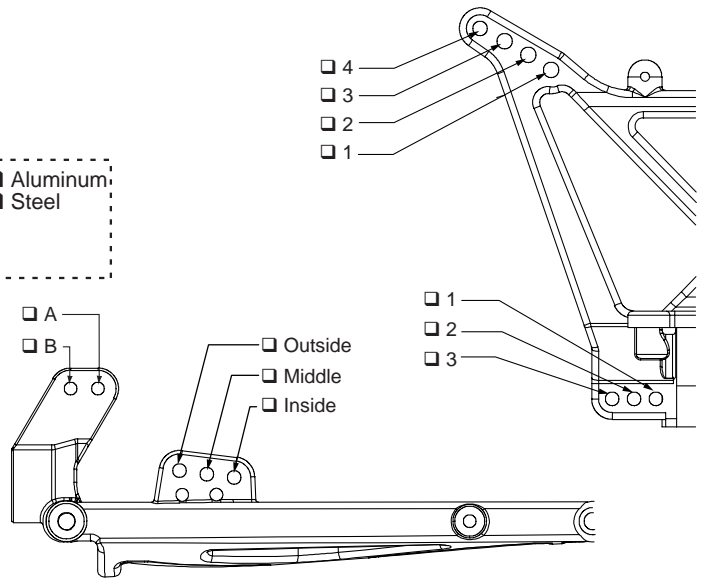
Rear Hub Spacing  Forward  
 Center  
 Rear

Sway Bar  No  
 Yes size \_\_\_\_\_

Drive Shafts  Dogbones  Aluminum  
 CVDs  Steel  
 Outdrives  Steel  
 Plastic

### Rear Shocks

Oil: \_\_\_\_\_  
 Piston: \_\_\_\_\_  Standard /  Drilled  
 Spring: \_\_\_\_\_  
 Limiters:  Inside- \_\_\_\_\_  Outside- \_\_\_\_\_



## Tires

Front: \_\_\_\_\_ Compound \_\_\_\_\_ Foam \_\_\_\_\_  
 Rear: \_\_\_\_\_ Compound \_\_\_\_\_ Foam \_\_\_\_\_

Body \_\_\_\_\_  
 Spoiler  yes  no  Size \_\_\_\_\_

Engine: \_\_\_\_\_

Fuel Type: \_\_\_\_\_ Nitro%: \_\_\_\_\_

Clutch:  Stock  Other \_\_\_\_\_

Carburetor Type:  Slide valve /  Rotary

Carb Restrictor:  .170  .180  .190  None

Sprung  Unsprung  Leading  Trailing

Glow Plug Type: \_\_\_\_\_

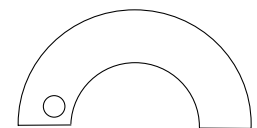
Muffler Type: \_\_\_\_\_

Engine Temp: \_\_\_\_\_

Manifold: \_\_\_\_\_

Head Clearance: \_\_\_\_\_

Spur/Clutch Bell: \_\_\_\_\_ / \_\_\_\_\_



Shade where clutch was cut or lightened.

### Notes: