

# SETUP SHEET

DATE \_\_\_\_\_

TRACK \_\_\_\_\_

NAME \_\_\_\_\_

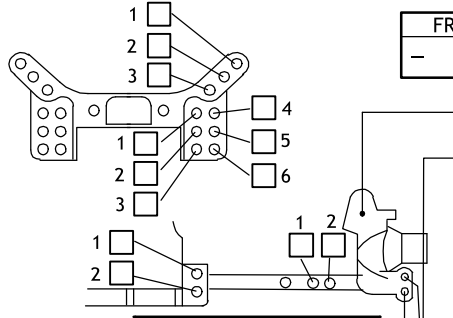
## FRONT

LENGTH
OUTER SPACER
PISTON
INNER SPACER
SPRING
OIL

SHOCK END	
LONG	SHORT

SHOCK	
PLASTIC	ALUM

FRONT ROLL BAR	
YES	



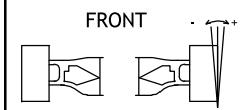
FRONT CAMBER	
-	+

CASTER BLOCK	
STANDARD 5 DEG	
TEAM SUZUKI 3 DEG	
TEAM SUZUKI 5 DEG	
TEAM SUZUKI 7 DEG	

TIRE

INNER FOAM

TOE	
-	+



RIDE HEIGHT	
mm	

PART DESCRIPTION	STANDARD	GRAPHITE
BULKHEAD		
SHOCK TOWER		
LOWER ARMS		
CASTER BLOCKS		
STEERING BLOCKS		

## REAR

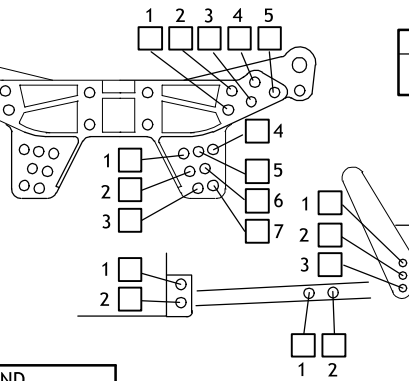
LENGTH
OUTER SPACER
PISTON
INNER SPACER
SPRING
OIL

SHOCK END	
LONG	SHORT

SHOCK	
PLASTIC	ALUM

REAR ROLL BAR	
YES	

TOE-IN BLOCKS		
0	1	2



REAR CAMBER	
-	+

PART DESCRIPTION	STANDARD	GRAPHITE
BULKHEAD		
SHOCK TOWER		
LOWER ARMS		

TIRE

INNER FOAM

RIDE HEIGHT	
mm	

CHASSIS	
STANDARD CHASSIS (TC)	
GRAPHITE SLOTTED CHASSIS (TC PRO)	
STANDARD SLOTTED CHASSIS (TC R)	

BODY	

CENTER BRACE	
STANDARD	GRAPHITE
SINGLE PIECE UPPER DECK	

WING	

MOTOR	
TURN	WIND

FRONT DRIVE	
DIFF	ONE-WAY

GEAR RATIO	
PINION	SPUR
T	T

CENTER DRIVE	
DIRECT	ONE-WAY

BATTERIES	

SPEED CONTROL	

TRACTION ADDITIVE	

COMMENTS: