

GV2 set up sheet

Name : _____
Date : _____
Track : _____

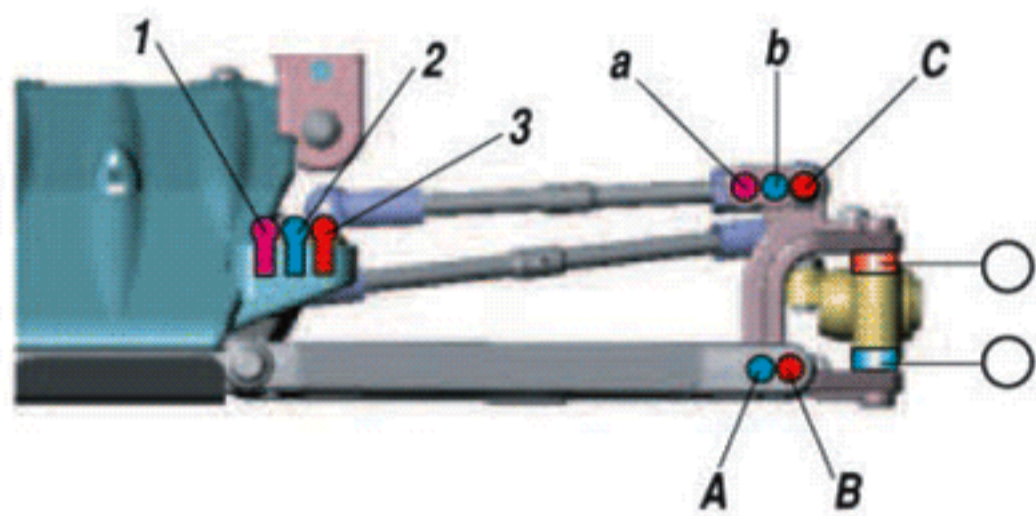
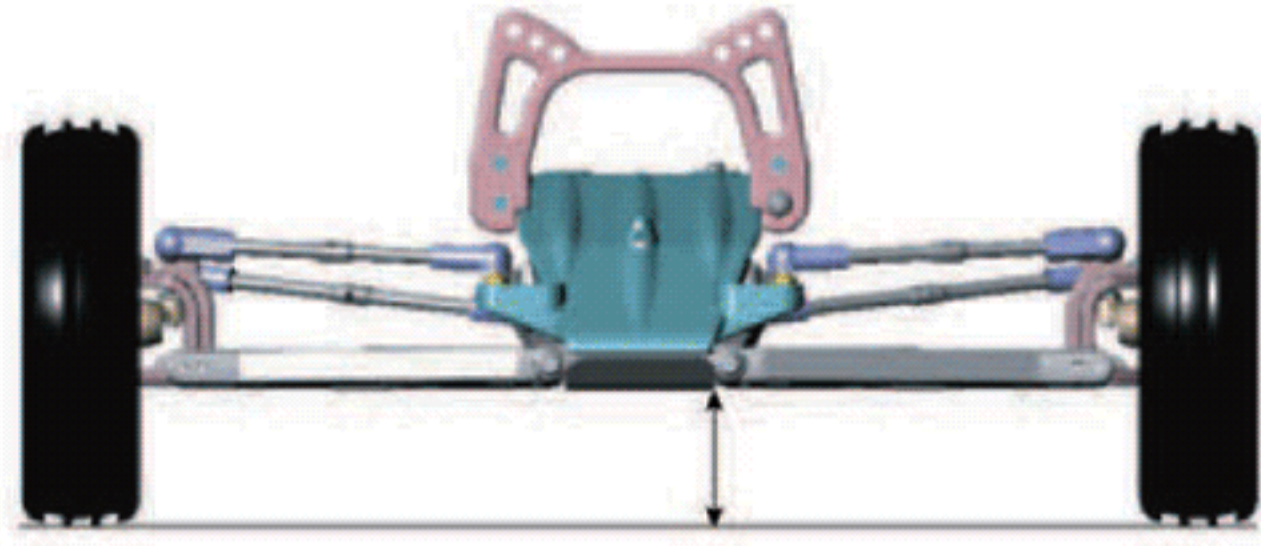
Track conditions

Size : Open Med. Tight

Traction : High Med. Low

Surface : Smooth Bumpy

Front suspension



Ride height _____

Camber angle _____ °

Caster angle _____
25° ,27.5° ,30°

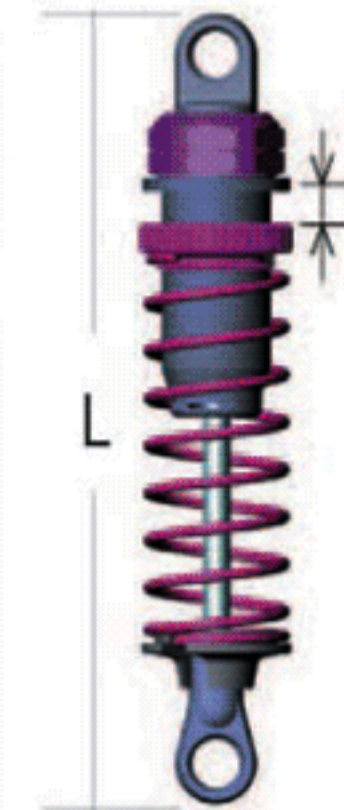
Toe angle in/out _____ °

Rebound _____ mm

Upper arm position _____

Lower Arm Position _____

Front shocks



Piston / _____

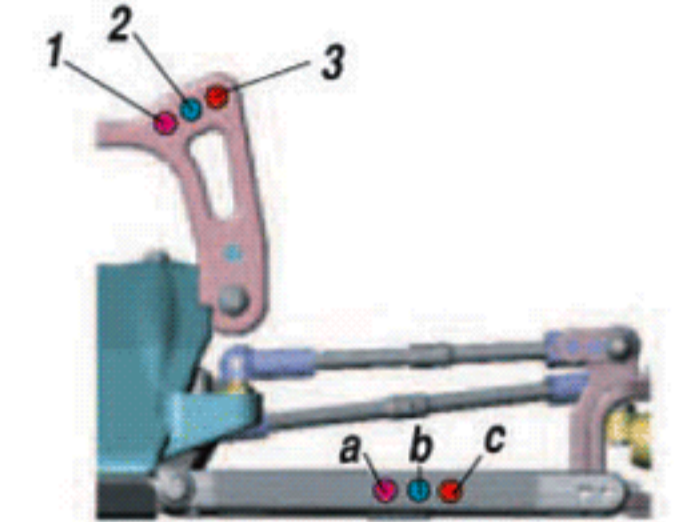
Oil _____

Spring _____

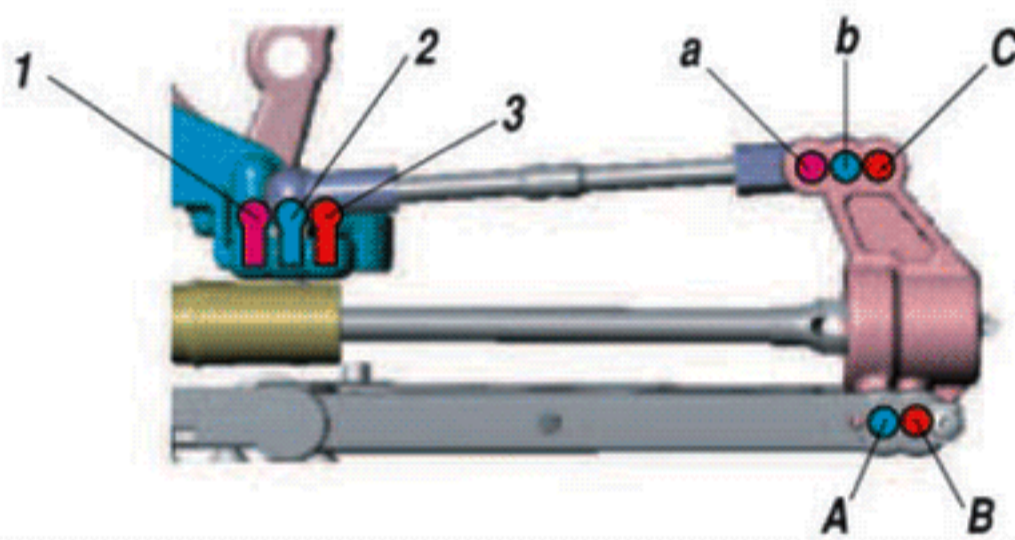
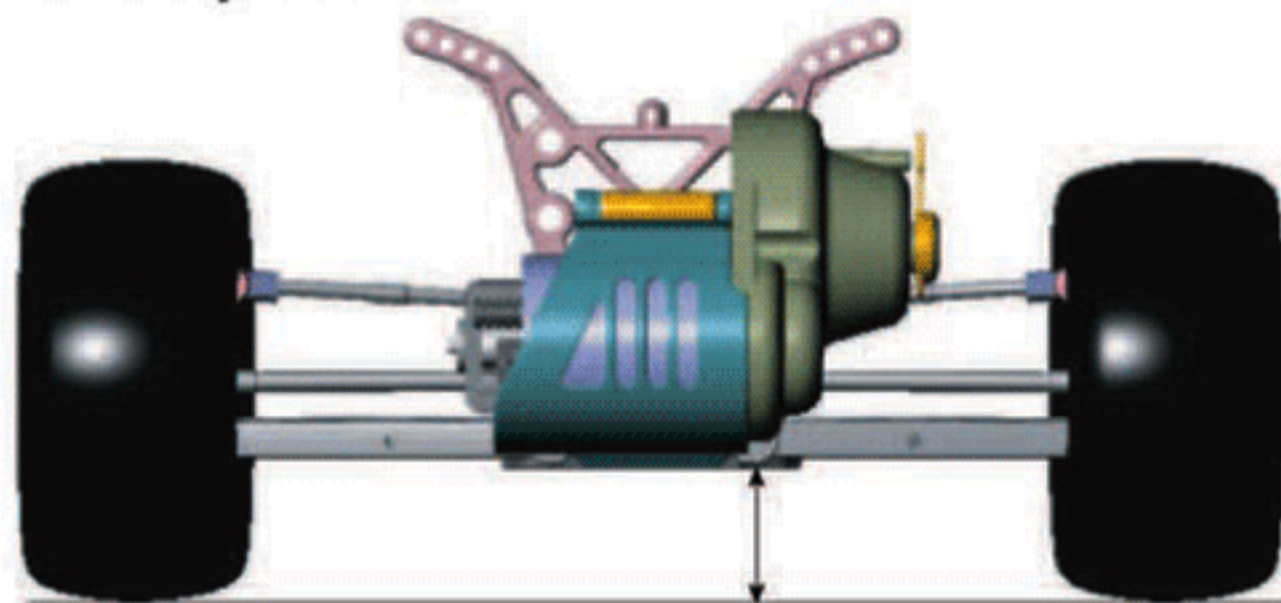
Tension _____ mm

Shock length L _____

Shock position _____



Rear suspension



Ride height _____

Camber angle _____ °

Anti-squat _____ °

Rebound _____ mm

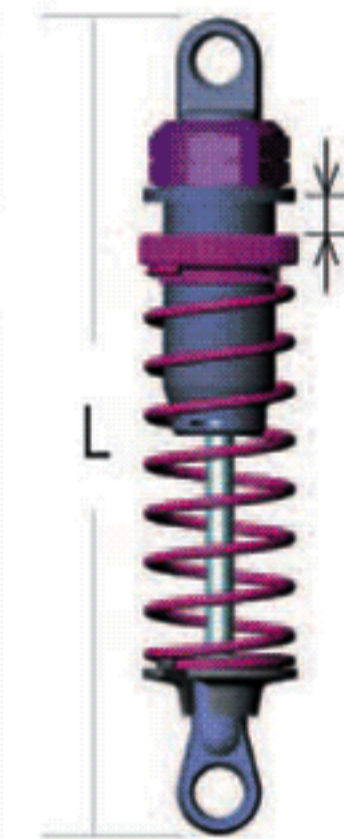
Upper arm position _____

Anti-roll bar _____ ∅

Toe angle _____ °

Lower Arm Position _____

Rear shocks



Piston / _____

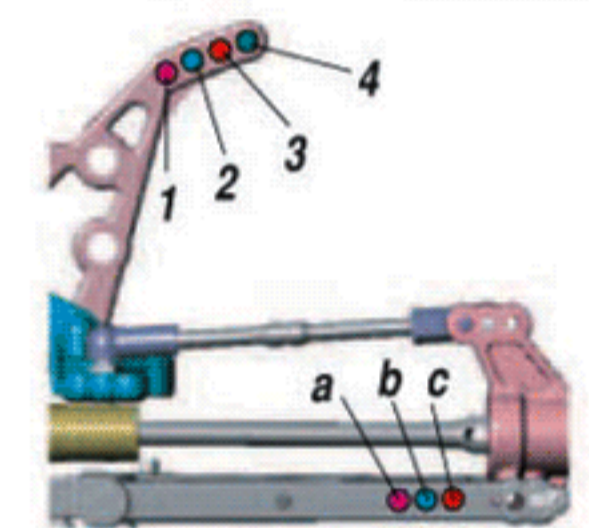
Oil _____

Spring _____

Tension _____ mm

Shock length _____

Shock position _____



Tires & Wheels

	Front		Rear	
Tire	_____		Tire	_____
Insert	_____		Insert	_____
Wheel	_____		Wheel	_____

Motor _____ T/ _____

ESC _____

Battery _____ mA

Drive ratio S T/P T × 2.42 = _____

Brake _____ %

ABS Yes No

Matched Yes No

Result

Race time / Lap _____ Best lap (1Lap) _____

Steering Servo _____

Steering Speed _____ %

Steering Curve _____ %

Wing _____

PINION	SPUR GEAR					
	74	76	78	80	83	86
14						14.87
15						13.87
16						13.01
17					11.82	12.24
18					11.16	11.56
19				10.19	10.57	10.95
20				9.68	10.04	10.41
21			8.99	9.22	9.56	9.91
22			8.58	8.80	9.13	9.46
23		8.00	8.21	8.42	8.73	9.05
24		7.66	7.87	8.07	8.37	8.67
25	7.16	7.36	7.55	7.74	8.03	8.32
26	6.89	7.07	7.26	7.45	7.73	8.00

Slipper

Yes No Soft Midium Hard

Comments

