

Driver: _____

Track: _____ Air Temp: _____ Surface Description: _____ Avg. Lap Time: _____

Front Suspension

Shock Spring: _____

Shock Piston: _____

Shock Oil wt: _____

 Shock Length
(Center to Center): _____

Toe-In: _____

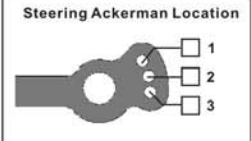
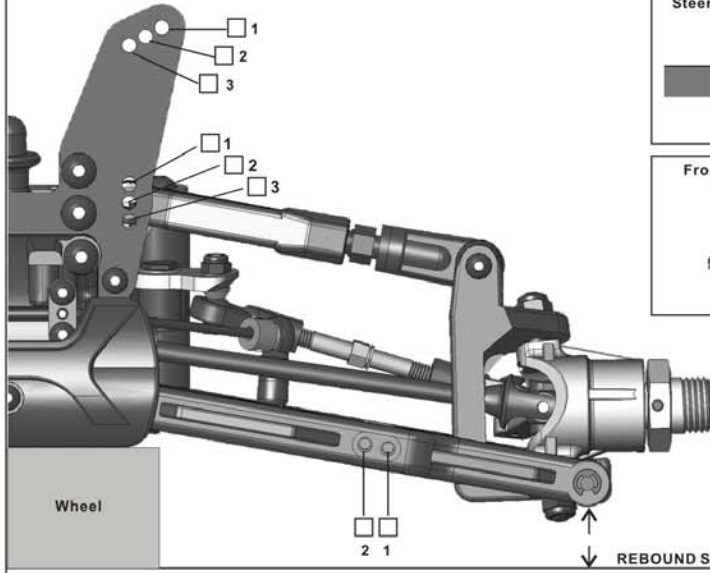
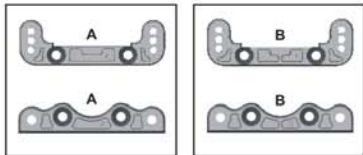
Toe-Out: _____

Front Ride Height: _____

Sway Bar: _____

Camber: Neg: _____

Pos: _____

 Camber Block: A/A B/B


Notes: _____

Rear Suspension

Shock Spring: _____

Shock Piston: _____

Shock Oil wt: _____

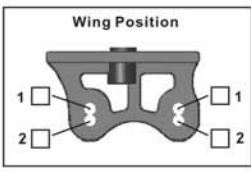
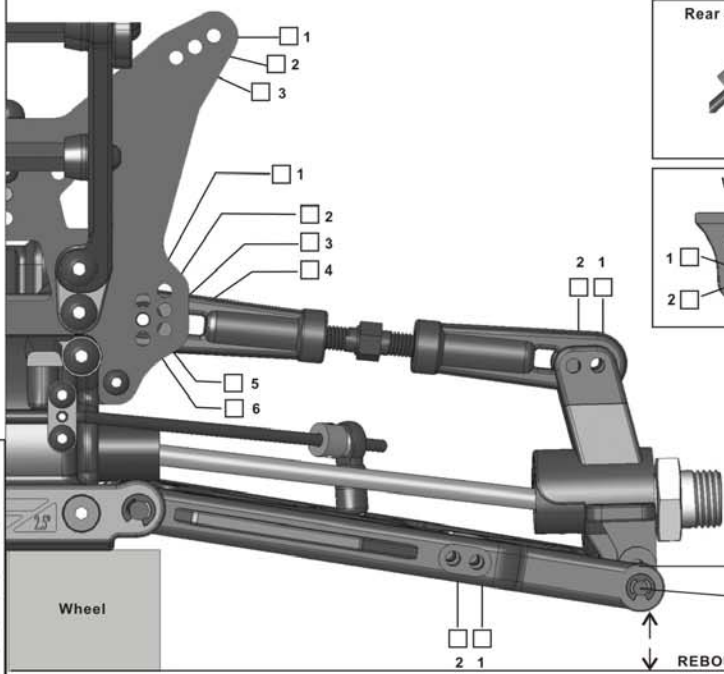
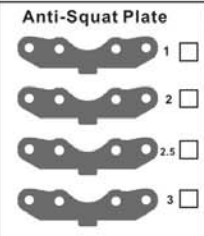
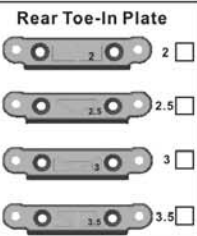
 Shock Length
(Center to Center): _____

Rear Ride Height: _____

Sway Bar: _____

Camber: Neg: _____

Pos: _____

 Rear Hub/Wheelbase: Forward
 Middle
 Back


Differentials

Front Type: _____ Oil: _____

Center Type: _____ Oil: _____

Rear Type: _____ Oil: _____

Tires

Front Type: _____ Compound: _____ Foam: _____

Rear Type: _____ Compound: _____ Foam: _____

Note: _____

Engine

Type: _____

Head Clearance: _____ Pipe: _____

Fuel: _____ % Plug: _____

Needle (Top): _____ (Bottom): _____

Note: _____

Clutch

Shoe Brand: _____ Compound: _____

Spring Brand: _____ Tension: _____

 Gearing: 13T 14T To 46T 48T

Note: _____