

Jammin X1-CRT Set-Up Sheet

Driver: _____

Track: _____ Date: ___-___-___ Air Temp: _____

Track Size	Traction	Surface
<input type="checkbox"/> open	<input type="checkbox"/> High	<input type="checkbox"/> Smooth
<input type="checkbox"/> Medium	<input type="checkbox"/> Medium	<input type="checkbox"/> Medium
<input type="checkbox"/> Tight	<input type="checkbox"/> Low	<input type="checkbox"/> Bumpy

Front Suspension

Shock Spring: _____

Shock Piston: Standard Drilled

Shock Oil wt: _____

Shock Length
(Bottom of body to shock end) _____

Toe-IN: _____

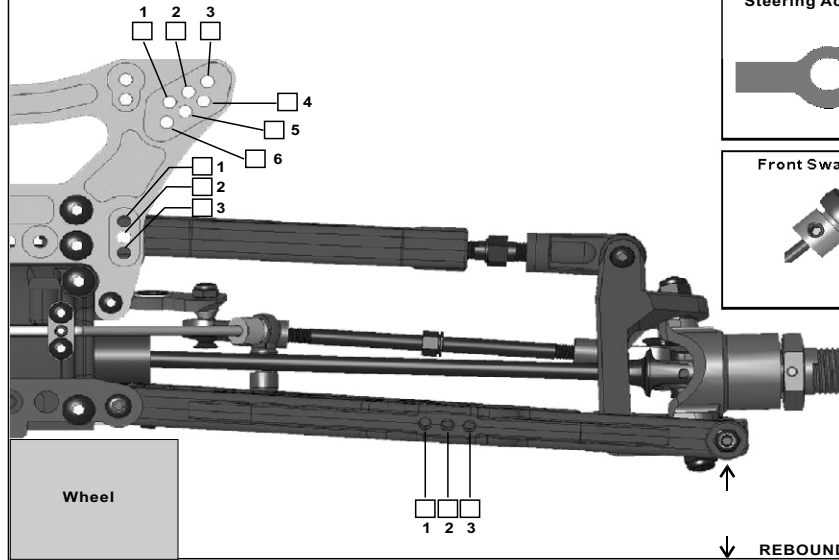
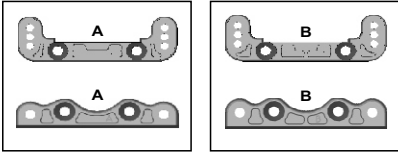
Toe-Out: _____

Front Ride Height: _____

Sway Bar: 2mm 2.3mm 2.5mm

Camber: Neg: 2 Degrees
 Pos: _____

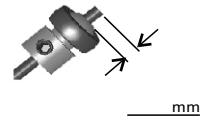
Caster Block: A/A B/B



Steering Ackerman Location



Front Sway Bar Preload



Notes: _____

Rear Suspension

Shock Spring: _____

Shock Piston: Standard Drilled #

Shock Oil wt: _____

Shock Length
(Bottom of body to shock end) _____

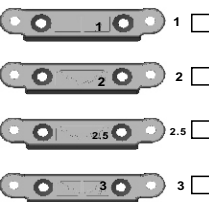
Rear Ride Height: _____

Sway Bar: 2.3mm 2.5mm 2.8mm
 _____ None

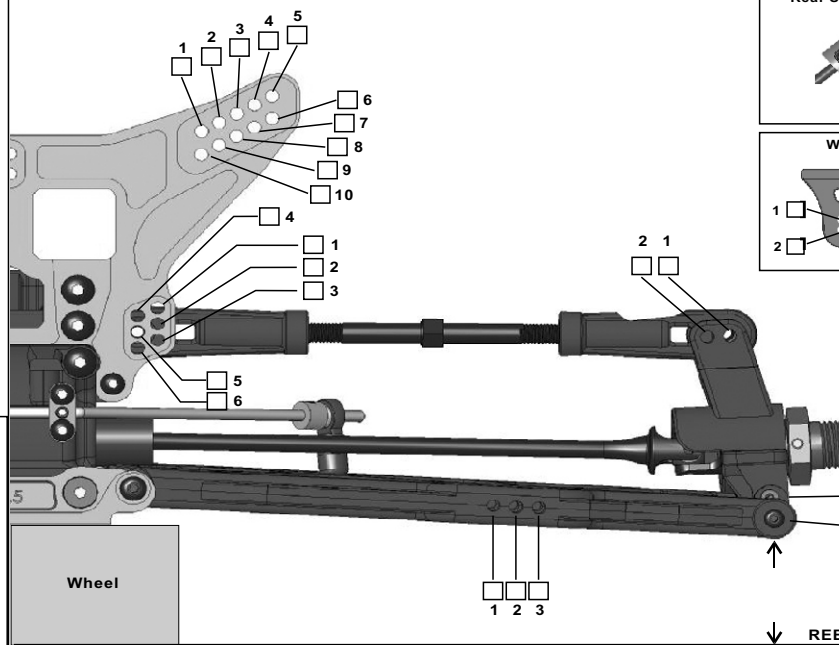
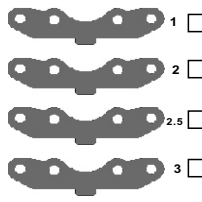
Camber: Neg: _____
 Pos: _____

Rear Hub/Wheelbase: Forward Middle
 Reversed Back

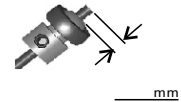
Rear Toe-In Plate



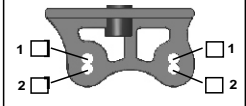
Anti-Squat Plate



Rear Sway Bar Preload



Wing Position



REBOUND STOP

Differential

Front Type: STD Torsen Oil _____

Center Type: STD Torsen Oil _____

Rear Type: STD Torsen Oil _____

Tires

Front Type: _____ Compound _____ Foam: _____

Rear Type: _____ Compound _____ Foam: _____

Note: _____

Engine

Type: _____

Head Clearance _____ Port: _____

Pipe: _____

Fuel: _____ %

Plug _____ Turbo Normal

CLUTCH

Shoe Brand: _____ Compound: _____ ALUM: Blue Red

Spring Brand: _____ Tension: _____

Gearing: 13T 14T TO 53T Other ___T

Note: _____

Clutch Shoes:

2 Shoes

3 Shoes

4 Shoes