

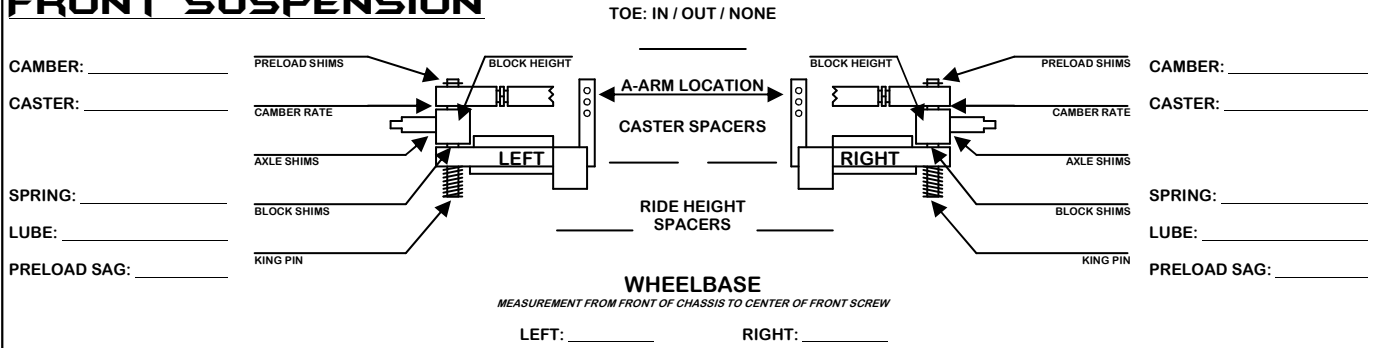


DART



DATE: \_\_\_\_\_ TRACK: \_\_\_\_\_  
 CAR: \_\_\_\_\_ FAST LAP: \_\_\_\_\_  
 CLASS: \_\_\_\_\_ TIME: \_\_\_\_\_

### FRONT SUSPENSION

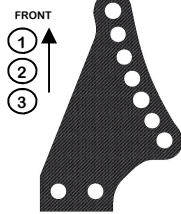


### SIDE SHOCKS

LEFT SHOCK RIGHT SHOCK  
 \_\_\_\_\_ POSITION \_\_\_\_\_  
 \_\_\_\_\_ SPRING \_\_\_\_\_  
 \_\_\_\_\_ OIL \_\_\_\_\_

### CENTER SHOCK

POSITION: \_\_\_\_\_ SPRING: \_\_\_\_\_  
 OIL: \_\_\_\_\_ OAL: \_\_\_\_\_  
 PISTON: \_\_\_\_\_ DROOP: \_\_\_\_\_  
 BRAND: \_\_\_\_\_



### TIRES

COMPOUND: LF: \_\_\_\_\_ RF: \_\_\_\_\_  
 LR: \_\_\_\_\_ RR: \_\_\_\_\_  
 DIAMETER: LF: \_\_\_\_\_ RF: \_\_\_\_\_  
 LR: \_\_\_\_\_ RR: \_\_\_\_\_  
 DUROMETER: LF: \_\_\_\_\_ RF: \_\_\_\_\_  
 LR: \_\_\_\_\_ RR: \_\_\_\_\_

SHADE IN APPLIED AREA:  
 LF  RF  LR  RR

STAGGER: FRONT: \_\_\_\_\_ REAR: \_\_\_\_\_

### CHASSIS

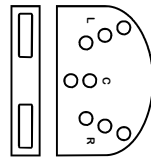
<b>RIDE HEIGHT</b> LF: _____ RF: _____ LR: _____ RR: _____	<b>WEIGHTS</b> <input type="checkbox"/> _____ <input type="checkbox"/> _____ <input type="checkbox"/> _____ <input type="checkbox"/> _____ <input type="checkbox"/> _____ <input type="checkbox"/> _____ <input type="checkbox"/> _____	<input type="checkbox"/> OFFSET <input type="checkbox"/> CENTER <b>PIVOT BALL</b> <input type="checkbox"/> SHORT <input type="checkbox"/> LONG # SPACERS: _____ TYPE: _____ # SCREWS USED: _____	<b>REAR AXLE</b> RIGHT REAR HUB SHORT LONG RIGHT REAR SHIMS: _____ LEFT REAR HUB .500 _____ .750 _____ LEFT REAR SHIMS: _____	<b>TIRE WEIGHTS</b> LF: _____ RF: _____ * LR: _____ RR: _____ OVERALL: _____
		<b>REAR STEER</b> <input type="checkbox"/> 0.0° <input type="checkbox"/> 0.5° <input type="checkbox"/> 1.0°	<b>POD POSITION</b> <input type="checkbox"/> OFFSET <input type="checkbox"/> CENTER	<b>AXLE WIDTH</b> OVERALL: _____ FROM CENTER: LR: _____ RR: _____

### BODY

TYPE: \_\_\_\_\_  
 WING ANGLE: \_\_\_\_\_  
 SPOILER HEIGHT: \_\_\_\_\_  
 DISTANCE FROM BODY POST TO LEADING EDGE OF WING: \_\_\_\_\_

### POST HEIGHTS & LOCATION

LF: \_\_\_\_\_  
 RF: \_\_\_\_\_  
 CENTER: \_\_\_\_\_  
 LR: \_\_\_\_\_  
 RR: \_\_\_\_\_



### MOTOR

TYPE: \_\_\_\_\_  
 TIMING: \_\_\_\_\_  
 PINION: \_\_\_\_\_  
 SPUR: \_\_\_\_\_  
 ROLLOUT: \_\_\_\_\_

### ELECTRONICS

**SERVO**  
 MODEL: \_\_\_\_\_  
 DUAL RATE: \_\_\_\_\_

**BATTERY**  
 TYPE: \_\_\_\_\_

**ESC**  
 MODEL: \_\_\_\_\_ PROFILE: \_\_\_\_\_  
 TIMING BOOST: \_\_\_\_\_

### NOTES

\_\_\_\_\_  
 \_\_\_\_\_  
 \_\_\_\_\_  
 \_\_\_\_\_