



www.racing-cars.com

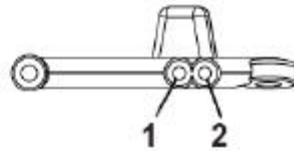
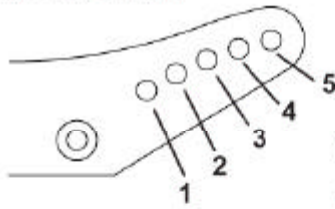
SCHUMACHER

SET OF SHEET

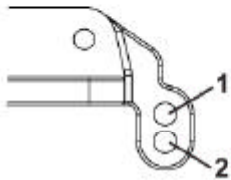
Driver:
Track:
Conditions:

Meeting:
Date:

FRONT



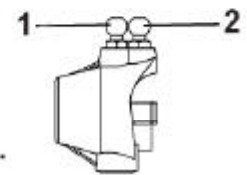
Camber
Toe-In/Out
Ride Height
Anti-Roll Bar
Castor
Bracket Type.....



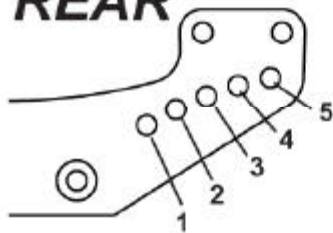
SHOCKS

Oil
Spring.....
Piston
Spacer
Length
Droop

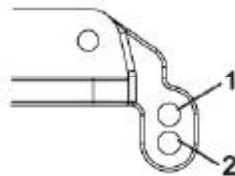
Hub Carrier
Plastic
Alloy



REAR



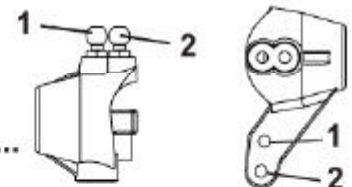
Camber
Toe-In
Ride Height
Anti-Roll Bar
Bracket Type.....
Anti / Pro Squat



SHOCKS

Oil
Spring.....
Piston
Spacer
Length
Droop

Hub Carrier
Plastic
Alloy



Motor
Gearing
E.S.C.
Cells
Receiver
Servo
Front Tyres
Rear Tyres
Front Inserts.....
Rear Inserts.....
Front Driveshafts.....
Rear Driveshafts.....

Chassis
Ackermann
Layshaft ABS / Fixed / OneWay...
Front Belt Type
Rear Belt Type
Power Roller Front
One Way Diff Yes / No.....

Drivers Comments: