



For more setups and setup sheets, click here:  
[www.RC10.com](http://www.RC10.com) • [www.TeamAssociated.com](http://www.TeamAssociated.com)  
[www.CompetitionX.com](http://www.CompetitionX.com)

SETUP SHEET for the Team Associated RC10GT

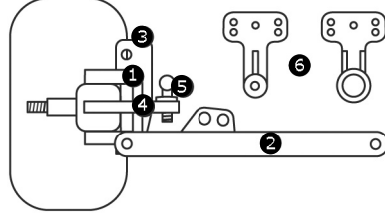
Driver \_\_\_\_\_

Track / City \_\_\_\_\_

Event \_\_\_\_\_ Date \_\_\_\_\_

### FRONT SUSPENSION

- 1 Caster: 5° 10° 15° 20° 25° 30°
- 2 Front Ride Height: arms Level other: \_\_\_\_\_
- 3 Camber: \_\_\_\_\_°
- 4 Toe-In: \_\_\_\_\_°
- 5 Bump Steer Spacers: \_\_\_\_\_
- 6 Steering Ackermann:  
std optional



### FRONT SHOCKS

Body: std gray other: \_\_\_\_\_

Body: 1.02 other: \_\_\_\_\_

Shaft: 1.02 other: \_\_\_\_\_

Shaft: std unobtainium

Limiters:

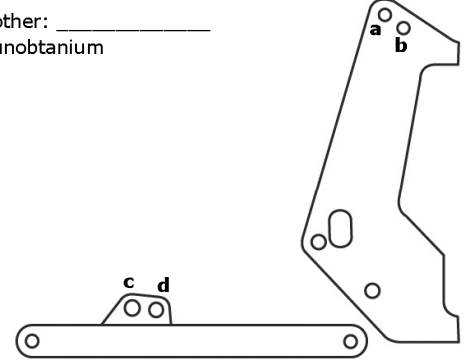
inside - \_\_\_\_\_

outside - \_\_\_\_\_

Piston #: \_\_\_\_\_

Spring: \_\_\_\_\_

Oil: \_\_\_\_\_wt



### CLUTCH

Indicate how cut:

Clutch Bell Teeth/Pitch: \_\_\_\_\_t / \_\_\_\_\_p

Spur: \_\_\_\_\_

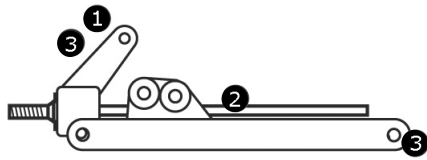
Shoes: 2 4 other



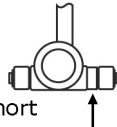
Bearings Bushings

### REAR SUSPENSION

- 1 Camber: \_\_\_\_\_°
- 2 Rear Ride Height:  
bones Level other: \_\_\_\_\_  
MIP CVD's dogbones universals
- 3 Toe-In total, per side:  
0°  
3°  
4.5°  
6°



Wheelbase Adjustment



Short

**REAR** →

Long

### REAR SHOCKS

Body: std gray other: \_\_\_\_\_

Body: 1.32 other: \_\_\_\_\_

Shaft: 1.32 other: \_\_\_\_\_

Shaft: std unobtainium

Limiters:

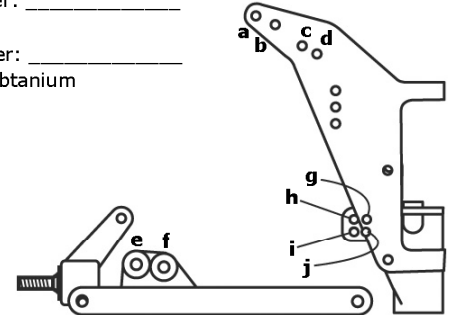
inside - \_\_\_\_\_

outside - \_\_\_\_\_

Piston #: \_\_\_\_\_

Spring: \_\_\_\_\_

Oil: \_\_\_\_\_wt



### OTHER

Weights: \_\_\_\_\_(oz/gm) Tire Additive: \_\_\_\_\_

Body: \_\_\_\_\_ Spoiler: \_\_\_\_\_

Front Tires: \_\_\_\_\_ Inserts: \_\_\_\_\_

Rear Tires: \_\_\_\_\_ Inserts: \_\_\_\_\_

Front Wheels: 1 pc. other: \_\_\_\_\_

Rear Wheels: 1 pc. other: \_\_\_\_\_

Chassis: std other: \_\_\_\_\_

Radio: \_\_\_\_\_ Servo: \_\_\_\_\_

Engine Name: \_\_\_\_\_

.12 .15 pull Start non Pull Start

Engine Temp: \_\_\_\_\_°

Tuned Pipe: associated other: \_\_\_\_\_

Fuel: \_\_\_\_\_ Nitro: \_\_\_\_\_%

Carb Type: rotary slide valve

Carb Restrictor: .190 .180 .170 none

Glow Plug Type: \_\_\_\_\_

Slipper Setting: std looser tighter

### TRACK CONDITIONS

Surface: smooth bumpy

Traction: low med high

Composition:

sandy soft dirt grass clay other: \_\_\_\_\_

wet dry dusty other: \_\_\_\_\_

Notes: \_\_\_\_\_

### RACE COMMENTS

Main: \_\_\_\_\_ Place: \_\_\_\_\_

TQ: yes no

Notes: \_\_\_\_\_

### TRUCK COMMENTS

Notes: \_\_\_\_\_