

SETUP SHEET

For the RC10L2, RC10L20 Kits

Driver: _____

Track: _____

Date/Event: _____

FRONT SUSPENSION


Notes _____

Upper Arm Mount:



Caster Shim Position:

Rear Centered Front Other _____



Front Ride Height Spacers: _____

Steering Block: Standard Inline

Camber - Left: _____° Right: _____°

Toe-In: _____° Toe-Out: _____°

FRONT SPRINGS

Springs: .018 .020 .022 .024 Other: _____

Kingpin: Standard Other: _____

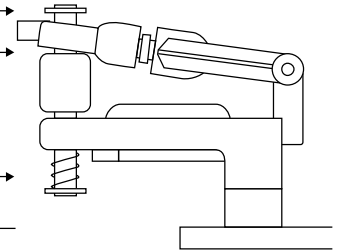
Label Drawing for Shim Position, Quantity and Thickness

shim qty, thickness: _____

shim qty, thickness: _____

shim qty, thickness: _____

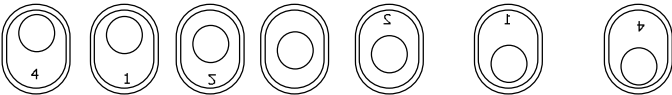
Notes: _____



REAR SUSPENSION

Axle Height Adjuster:

4-up 1-up 2-up #3 2-down 1-down 4-down



T-Bar Thickness: .075" Other: _____

Damper Lube: Yes No Type: _____

Damper Tube Springs: Standard Other: _____

SHOCK

Body: Standard Other: _____

Oil: _____ wt.

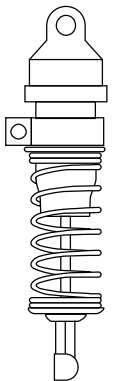
Spring: _____

Limiters - Inside: _____

Outside: _____

Piston: _____

Notes: _____



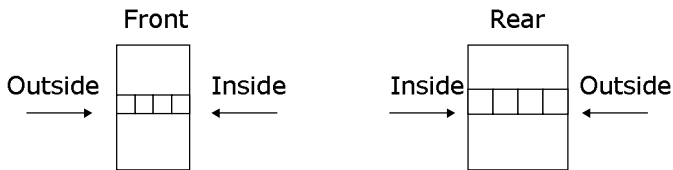
OTHER

Wheels & Tires	Front	Rear
Tire Type		
Tire Diameter		
Stagger		
Car Width		
Wheels		

Rear Axle: Standard Other: _____

Tire Treatment Type: _____

Shade in Amount of Tire Treatment (in 1/4 increments):



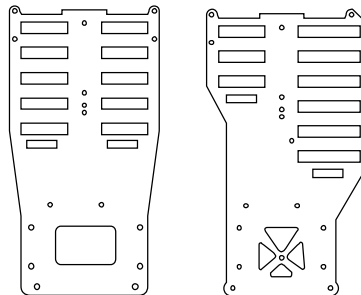
Chassis: Standard Other: _____

Car Body: _____ Wing/Spoiler: _____

Motor: _____ Gearing: _____ t/ _____ t/

Battery: _____

Indicate Battery Placement:



Notes: _____

GENERAL

Track Description: _____

Race Comments: _____

Car Comments: _____