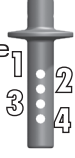


Setup Sheet for Team Associated's SC8e

:: Front Suspension

anti-roll bar:
 2.2 - black
 2.5 - silver
 2.8 - gold

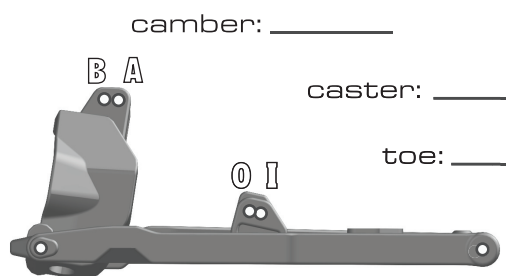
front body mount hole:


hinge pin bushing
 # _____
 up down

camber: _____
 caster: _____
 toe: _____

kickup bushing
 # _____
 up down


ride height: _____



:: Rear Suspension

anti-roll bar:
 2.2 - black
 2.5 - silver
 2.8 - gold

wheelbase:
 long
 medium
 short


rear body mount hole:


camber: _____
 toe: _____

hub:
 upper _____
 lower _____

anti-squat bushing
 # _____
 up down

ride height: _____



:: Front Shocks

spring: _____ piston: _____
 shock fluid: _____ length: _____
 shock cap: _____

:: Rear Shocks

spring: _____ piston: _____
 shock fluid: _____ length: _____
 shock cap: _____

:: Differentials

front fluid: _____
 center fluid: _____
 rear fluid: _____

:: Wing

location: forward back
 angle: low med. high
 type: _____

:: Chassis Braces

standard molded aluminum
 other: _____

:: Electronics

motor & wind: _____
 esc: _____ setting: _____
 batteries: _____
 radio: _____
 steering expo: _____
 brake e.p.a. : _____
 throttle expo: _____
 servo: _____
 initial brake: _____ drag brake: _____

:: Gearing

pinion gear: _____
 spur gear: _____

:: Tires

tire (F/R): _____ / _____
 compound (F/R): _____ / _____
 insert: _____ wheel: _____
 traction additive: _____

:: Race and Vehicle Comments

qualify: _____ main: _____ finish: _____ tq:
 comments: _____

:: Track Info

traction: high med. low
 surface: smooth bumpy
 blue groove soft dirt grass
 clay wet dusty
 other: _____
