



HIGH PERFORMANCE 1:10 ELECTRIC TOURING CAR

# SETUP SHEET

Driver: \_\_\_\_\_

Track / City: \_\_\_\_\_

Event: \_\_\_\_\_ Date: \_\_\_\_\_

## Front Suspension

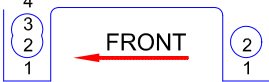
Caster \_\_\_\_\_ Downstops \_\_\_\_\_ mm

Kickup \_\_\_\_\_ Anti-roll Bar \_\_\_\_\_

Toe-in \_\_\_\_\_ Toe-out \_\_\_\_\_

Camber \_\_\_\_\_ Front Width \_\_\_\_\_ mm

Ride Height \_\_\_\_\_ Kick-up Positions

Wheelbase Adjustment 

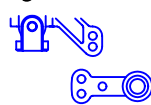
Oil \_\_\_\_\_ WT

Spring \_\_\_\_\_ lbs

Shocktower \_\_\_\_\_

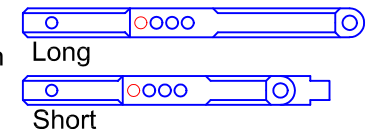
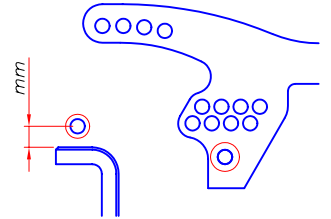
Steering Block Alu / Plastic

Ackermann Setting



Alu / Delrin

Shock Mount & Camber Link



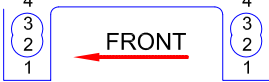
## Rear Suspension

Anti-squat \_\_\_\_\_ Downstops \_\_\_\_\_ mm

Toe-in \_\_\_\_\_ Anti-roll Bar \_\_\_\_\_

Camber \_\_\_\_\_ Rear Width \_\_\_\_\_ mm

Ride Height \_\_\_\_\_ Anti-squat Positions

Wheelbase Adjustment 

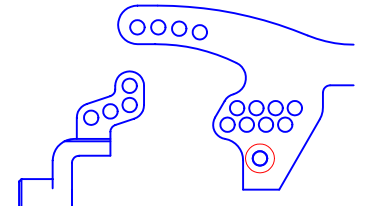
Oil \_\_\_\_\_ WT

Spring \_\_\_\_\_ lbs

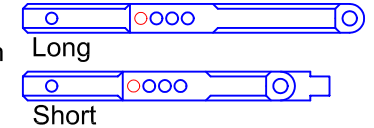
Shocktower \_\_\_\_\_

Upright \_\_\_\_\_ toe-in

Shock Mount & Camber Link



Alu / Delrin



## Others

Front Tires \_\_\_\_\_ Compound \_\_\_\_\_ Insert \_\_\_\_\_ Wheel \_\_\_\_\_

Rear Tires \_\_\_\_\_ Compound \_\_\_\_\_ Insert \_\_\_\_\_ Wheel \_\_\_\_\_

Comments \_\_\_\_\_

Chassis \_\_\_\_\_

Front Drive Diff / 1-way / Spool Spur / Pinion \_\_\_\_\_ T / \_\_\_\_\_ T

Motor \_\_\_\_\_ Brush \_\_\_\_\_ Spring \_\_\_\_\_

Radio \_\_\_\_\_ Servo \_\_\_\_\_ ESC \_\_\_\_\_

Body \_\_\_\_\_ Wing \_\_\_\_\_

Tire Additive \_\_\_\_\_ Lead Weights \_\_\_\_\_ g

## Track Conditions

Surface \_\_\_\_\_

Traction Low / Medium / High

Composition \_\_\_\_\_

Temp. \_\_\_\_\_

## Race Comments

Main \_\_\_\_\_ Finish \_\_\_\_\_ Qualifying Pos. \_\_\_\_\_

Notes \_\_\_\_\_

